



For Earth, For Life
Kubota

U

KUBOTA ULTRA-COMPACT EXCAVATORS K008-5 / U10-5

The next generation of ultra-compact excavators with advanced performance and comfort.



Ultra-compact dimensions, super minimal tail swing...everything y



With operator protection, you need to get the job done.

There's a lot to like about Kubota's new ultra-compact excavators. They're so compact you can easily work safely in tight spots. They also have an improved control layout*, and upgraded comfort features to keep you working efficiently and comfortably. Best of all, you can depend on these Kubota ultra-compact excavators to get the job done with speed and efficiency.

* U10-5 only



SIDE LEVER LAYOUT (U10-5 only)

The control levers of the U10-5 are positioned to the sides of the seat for a better, more relaxed operator working posture and excellent forward visibility.



KUBOTA ULTRA-COMPACT EXCAVATORS

K008-5

Engine gross horsepower (SAE J 1995): 10.3 HP (7.6 kW)

Bucket breakout force: 1014 lbs. (460 kg)

Operating weight**: 2315 lbs. (1050 kg)

U10-5

Engine gross horsepower (SAE J 1995): 10.3 HP (7.6 kW)

Bucket breakout force: 1212 lbs. (550 kg)

Operating weight**: 2645 lbs. (1200 kg)

** Cab, including operator weight 165 lbs.


PERFORMANCE /

From an adjustable track gauge and two-speed travel pedal to Engine Safety Start and a new boom-mounted LED work light, this ultra-compact excavator is designed for maximum performance and safety.



Adjustable Track Gauge

With easy, single-lever operation, the K008-5 and U10-5's hydraulically adjustable track gauge reduces in seconds—down to 2'4" (K008-5) and 2'6" (U10-5)—to enable navigation in narrow spaces. Conversely, you can widen the track gauge all the way out to 2'10" (K008-5) and 3'3" (U10-5). With the simple removal of one pin, its quick-fold blade adjusts in size instantly. When adjusted down, these ultra-compact excavators can easily fit through most doorways, permitting access inside of buildings.



Digging Range

The Kubota ultra-compact excavators excel at digging, with surprisingly wide working and digging ranges for such compact excavators.

Hydraulic Pilot Control System (U10-5 only)

The U10-5's hydraulic pilot control system means smoother operation, improved feel, and an increase in digging productivity.

Boom Cylinder Protection Design

Notice the clean, hose-free look of the K008-5 and U10-5's boom. That is because all of their hydraulic hoses are uniquely hidden and protected inside the boom. In addition, the boom cylinder is well protected due to its location at the top of the boom.

SAFETY

Two-speed Travel Pedal

This pedal lets you easily switch between high and low speeds, so you can work at your own pace. Simply depress the pedal for high-speed travel, or release it for low speed. This feature makes traveling between on-site locations more efficient.



Engine Safety Start

The Engine Safety Start system prevents the engine from starting when the levers are lowered. This system prevents unexpected excavator and attachment movement when starting the machine.

Unload Lever (U10-5 only)

The unload lever enhances work safety by preventing unintended operation of the front attachment, dozer, AUX, swiveling, or traveling when the machine is in locked position.

New LED Boom Work Light

Bright LED boom work light provides plenty of illumination for nighttime tasks.



TPSS

TPSS is standard equipment, allowing the operator to select the most familiar operating control pattern, either ISO or SAE.

Foldable ROPS

For additional versatility, a foldable rollover protective structure is fitted as standard. Folding the ROPS down lets you easily transport the ultra-compact excavator on trucks, and travel under doorways to work indoors.

(note: U10-5 pictured)



SERVICE

Thanks to a full-opening engine cover that provides easy access to the engine and a conveniently located and protected hydraulic service port pipes, maintenance is simple.

Full Opening Engine Cover

The engine cover's tilt-up operation exposes most of the engine—providing easier access to components.



Two-piece Hose Design

When an on-site replacement of a dozer cylinder supply hose is necessary, its two-piece design simplifies the job.



Protected Hydraulic Service Port Pipes

With the K008-5 and the U10-5, you'll never need to replace the hydraulic service port pipes again. To reduce the risk of damaging the hydraulic piping, the service port pipes are hidden inside the boom, and its service ports are conveniently located at the end of the boom.



K008-5/U10-5

Standard Equipment

Engine/Fuel system

- Kubota original engine

Undercarriage

- 7.1" wide rubber track
- Variable track
- 2-speed travel
- Double flange track rollers (piece number on each track: K008-5: 2 pcs / U10-5: 3 pcs)

Hydraulic system

- Hydraulic pressure checking ports
- One-way auxiliary circuit (AUX1) via foot pedal control
- Hydraulic pilot control levers with wrist rests (U10-5 only)
- TPSS

Safety system

- Engine start safety system
- Hydraulic lock system (U10-5 only)
- Operating lever lock (K008-5 only)

Working equipment

- 1 LED working light on the boom

Canopy

- ROPS (Roll-over Protective Structure, ISO3471)

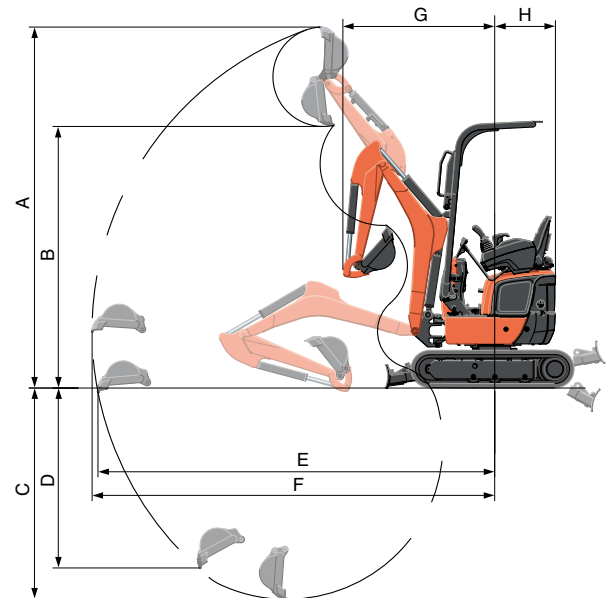
Optional Equipment

Others

- AUX1 2-way circuit kit

Working Range

Model			K008-5	U10-5
A	Max. digging height	ft. in. (mm)	9'5" (2870)	10'0" (3050)
B	Max. dumping height	ft. in. (mm)	6'8" (2030)	7'3" (2210)
C	Max. digging depth	ft. in. (mm)	5'8" (1720)	5'11" (1800)
D	Max. vertical digging depth	ft. in. (mm)	4'6" (1380)	5'1" (1550)
E	Max. digging radius, at ground level	ft. in. (mm)	9'11" (3020)	10'11" (3330)
F	Max. digging radius	ft. in. (mm)	10'1" (3070)	11'1" (3380)
G	Min. turning radius	w/o swing	ft. in. (mm)	3'8" (1120)
		with swing	ft. in. (mm)	3'1" (935)
H	Min. tail turning radius	ft. in. (mm)	2'11" (880)	1'8" (510)



Lifting Capacity

K008-5

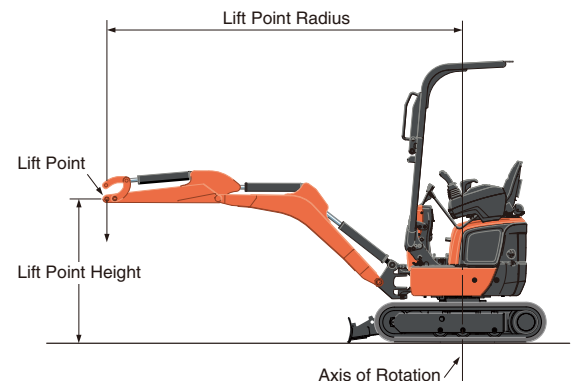
LIFT POINT HEIGHT (ft)	LIFTING CAPACITY OVER-FRONT BLADE DOWN unit=1000 lbs				LIFTING CAPACITY OVER-SIDE unit=1000 lbs		
	LIFT POINT RADIUS (ft)				LIFT POINT RADIUS (ft)		
	4	6	8	4	6	8	
6	-	0.38	-	-	0.33	-	
4	-	0.44	0.39	-	0.32	0.20	
2	1.02	0.56	0.40	0.53	0.29	0.19	
GL	0	1.04	0.58	0.37	0.48	0.27	0.18

Machine with ROPS canopy and rubber crawler, without bucket

U10-5

LIFT POINT HEIGHT (ft)	LIFTING CAPACITY OVER-FRONT BLADE DOWN unit=1000 lbs				LIFTING CAPACITY OVER-SIDE unit=1000 lbs		
	LIFT POINT RADIUS (ft)				LIFT POINT RADIUS (ft)		
	4	6	8	4	6	8	
6	-	-	0.42	-	-	0.26	
4	-	0.49	0.42	-	0.40	0.25	
2	-	0.68	0.45	-	0.37	0.24	
GL	0	1.18	0.68	0.44	0.61	0.34	0.23

Machine with ROPS canopy and rubber crawler, without bucket

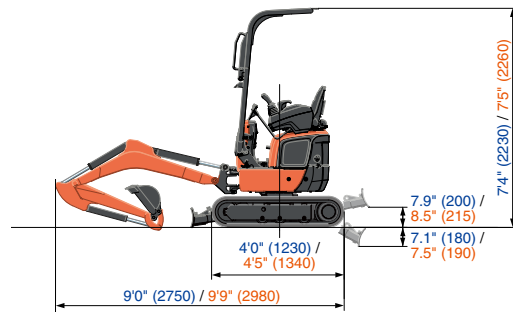
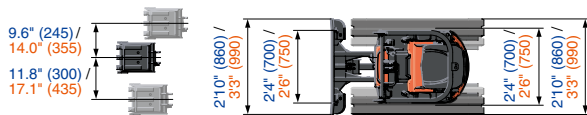


Specifications

Model		K008-5		U10-5		
Type of ROPS/FOPS		Canopy				
Type of tracks		Rubber				
Engine	Model	D722-E4-BH-4US		D722-E4-BH-5US		
	Output (SAE J1995 gross)	HP (kW) @ rpm	10.3 (7.7) @ 2050			
	Output (SAE J1349 net)	HP (kW) @ rpm	10.1 (7.5) @ 2050			
	Displacement	cu. in. (cc)	43.8 (719)			
Dimensions	Overall length	ft. in. (mm)	9'0" (2750)		9'9" (2980)	
	Overall height	ft. in. (mm)	7'4" (2230)		7'5" (2260)	
	Overall width	Standard	ft. in. (mm)	2'10" (860)		3'3" (990)
		Narrow	ft. in. (mm)	2'7" (800)		2'6" (750)
	Track gauge	Standard	ft. in. (mm)	2'10" (860)		3'3" (990)
		Narrow	ft. in. (mm)	2'4" (700)		2'6" (750)
Min. ground clearance	in. (mm)	5.9" (150)		5.5" (140)		
Hydraulic system	Pump capacity	GPM (ℓ/min)	2.8 (10.5) × 2		2.8 (10.5) × 2 / 0.8 (3.1) × 1	
	Auxiliary hydraulic flow	GPM (ℓ/min)	5.5 (21)			
	Max. breakout force	Bucket / Arm	lbs. (kgf)	2205 (1000) / 1012 (458.9)		2337 (1060) / 1214 (550.6)
Drive system	Travel speed	Low / High	mph (km/h)	1.2 / 2.5 (2.0 / 4.0)		
	Tumbler distance	ft. in. (mm)	2'11" (900)		3'4" (1010)	
	Crawler length	ft. in. (mm)	4'0" (1230)		4'5" (1340)	
	Shoe width	in. (mm)	7.1" (180)			
	Ground contact pressure	psi (kgf/cm ²)	4.1 (0.29)		4.2 (0.30)	
Swing system	Unit swing speed	rpm	8.3			
	Boom swing angle	Left / Right	degree	55 / 55		
Blade	Dimensions	Width	Std / Narrow	ft. in. (mm)	2'10" (860) / 2'4" (700)	3'3" (990) / 2'6" (750)
		Height	in. (mm)	7.9" (200)		
	Max. lift above ground	in. (mm)	7.9" (200)		8.5" (215)	
	Max. drop below ground	in. (mm)	7.1" (180)		7.5" (190)	
Hydraulic oil (Reservoir / System)	gal (ℓ)	3.6 / 4.8 (13.5 / 18)		3.3 / 4.5 (12.6 / 17.1)		
Fuel reservoir	gal (ℓ)	3.2 (12)				
Operating weight (Including operator's weight @ 165 lbs.)	lbs. (kgf)	2315 (1050)		2646 (1200)		

Dimensions

K008-5 / U10-5



Unit: ft. in. (mm)

Kubota Tractor Corporation reserves the right to change the stated specifications without notice. This brochure is for descriptive purposes only and reasonable efforts were used to set forth the contained information; some items shown may be optional and some products shown may not be available at all dealerships. Kubota disclaims all representations and warranties, express or implied, or any liability from the use of this brochure. For complete warranty, safety and product information, consult your local Kubota dealer and the operator's manual. Power (HP/KW) and other specifications are based on various standards or recommended practices. For your safety, Kubota strongly recommends the use of a Rollover Protective Structure (ROPS) and seat belt in almost all applications. This brochure is intended for the United States and US territories only. For information regarding Kubota products or services outside these areas, see Kubota Corporation's global web site. Kubota does not provide parts, warranty or service for any Product which is re-sold or retailed in any country other than the country for which the Product(s) were designed or manufactured.



KUBOTA TRACTOR CORPORATION

1000 Kubota Drive, Grapevine, TX 76051 Tel 888-4 KUBOTA

Visit our web site at: www.kubotausa.com

©2022 Kubota Corporation

